

School Report Card 2017 - 2018

For more detailed information, please visit <http://msrc.mdek12.org>.

Noxubee County High School Noxubee County School District

Grade

D



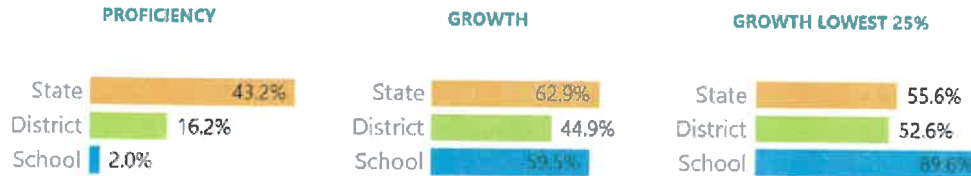
16478 HWY 45 P O BOX 490
Macon, MS 39341
James Covington
jcovington@noxcnty.k12.ms.us

SCHOOL ACCOUNTABILITY GRADE COMPONENTS

Mississippi's accountability system assigns "A" through "F" letter grades for schools and districts. Grades are based on student achievement, student growth, student participation in testing, and other academic measures.

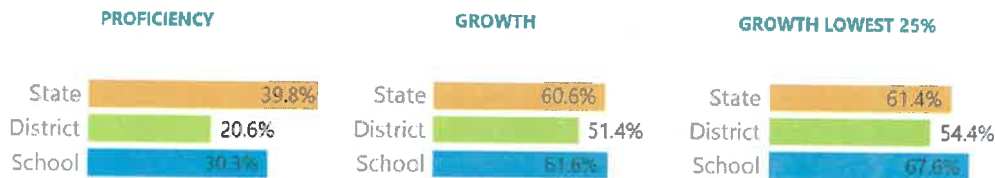
Math

Measurements of student performance on the statewide math assessment.



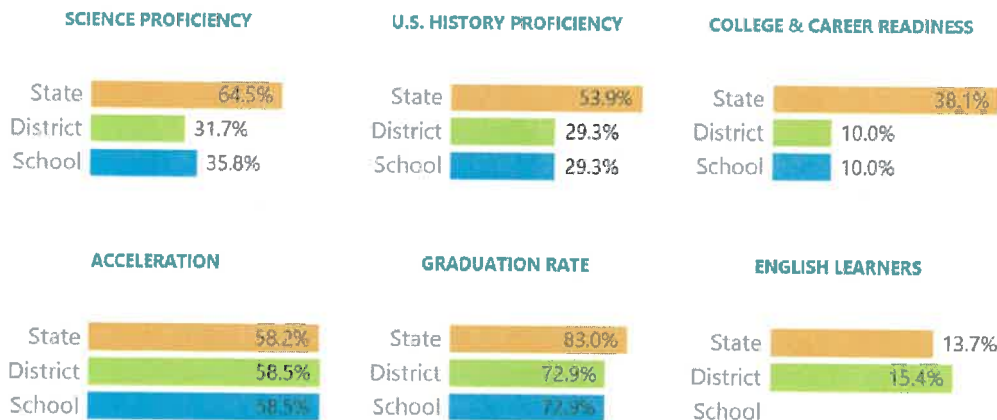
English

Measurements of student performance on the statewide English language arts (ELA) assessment.



Other Measures

Other measurements of student performance that factor into the accountability grade.



TEACHER DATA

33.1

Teachers



Experienced Teachers



Provisional Teachers



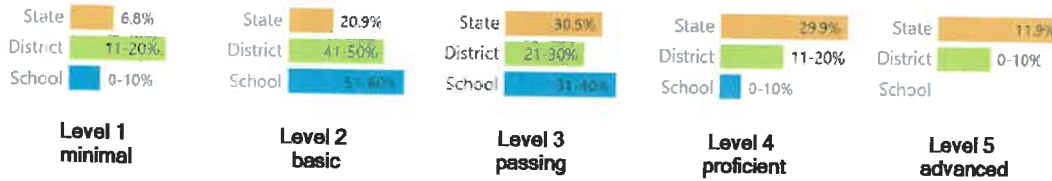
In-field Teachers

DETAILED ASSESSMENT AND OTHER DATA

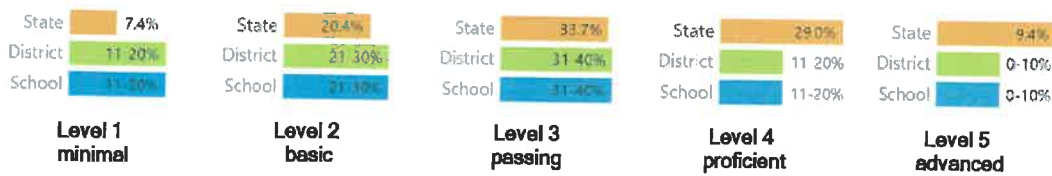
Student Performance

The following information shows each level of student performance on statewide assessments.

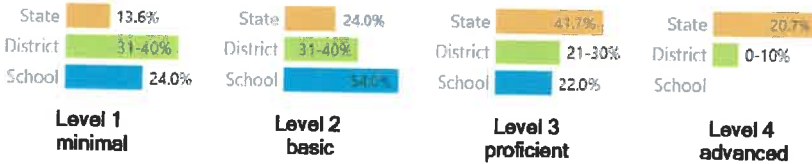
MATH



ENGLISH



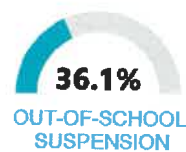
SCIENCE



Assessment Participation



Discipline



<10
INCIDENTS OF VIOLENCE

To access User Guide and see more detailed information, please visit <http://msrc.mdek12.org>.
Last Updated: 09/20/2018.



OTHER DATA



54.0%

Chronic Absenteeism



Per-pupil expenditure data will be available in early 2019.

Per-Pupil Expenditure



76.1%

Post-Secondary Enrollment



34.6%

Advanced Course Participation

School Report Card 2017 - 2018

For more detailed information, please visit <http://msrc.mdek12.org>.

B F Liddell Middle School Noxubee County School District

Grade

F



200 North Wayne Street P O Box 229
Macon, MS 39341
Andrew McFarland
amcfarland@noxcnty.k12.ms.us

Identified for

Additional Targeted Support & Improvement

SCHOOL ACCOUNTABILITY GRADE COMPONENTS

Mississippi's accountability system assigns "A" through "F" letter grades for schools and districts. Grades are based on student achievement, student growth, student participation in testing, and other academic measures.

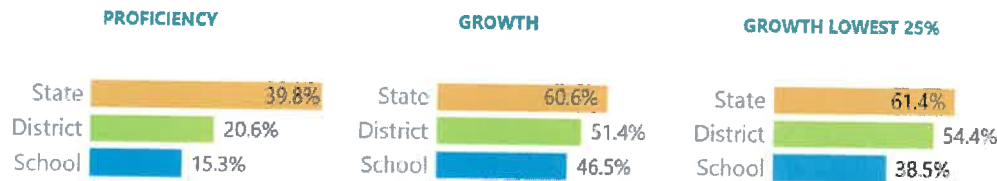
Math

Measurements of student performance on the statewide math assessment.



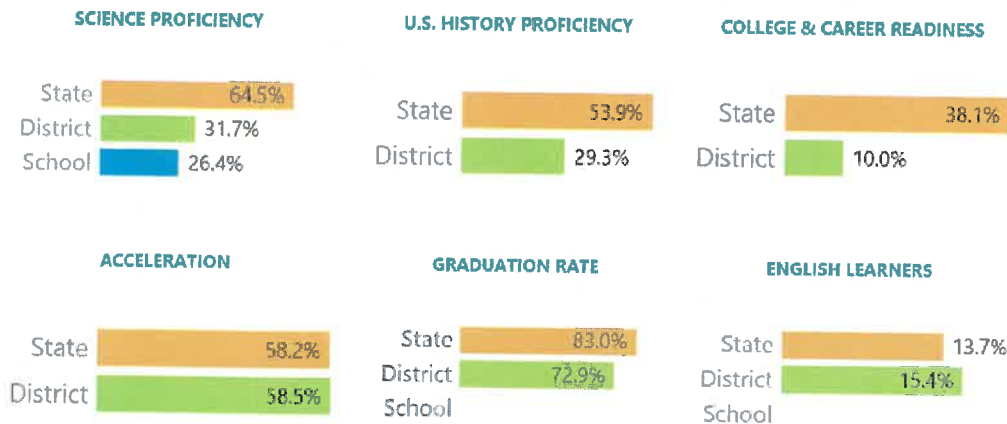
English

Measurements of student performance on the statewide English language arts (ELA) assessment.



Other Measures

Other measurements of student performance that factor into the accountability grade.



TEACHER DATA

16.0

Teachers



Experienced Teachers



Provisional Teachers



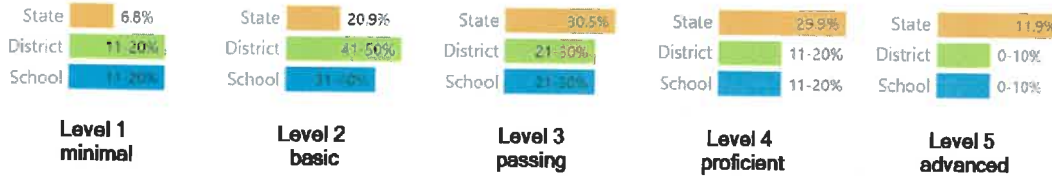
In-field Teachers

DETAILED ASSESSMENT AND OTHER DATA

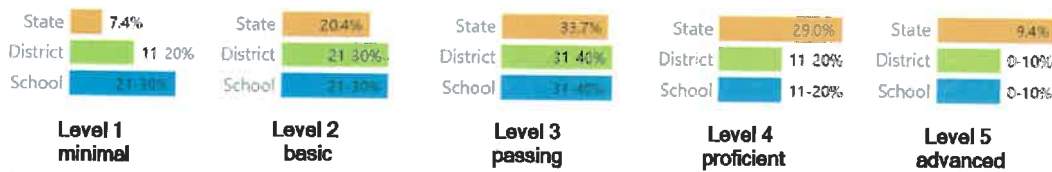
Student Performance

The following information shows each level of student performance on statewide assessments.

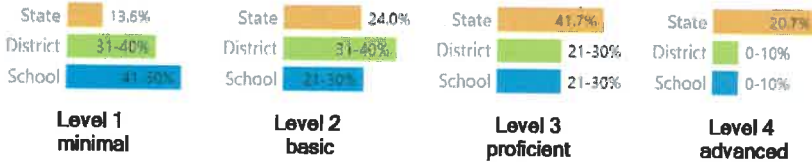
MATH



ENGLISH



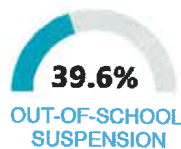
SCIENCE



Assessment Participation



Discipline



27
INCIDENTS OF VIOLENCE

OTHER DATA



19.0%

Chronic Absenteeism



Per-pupil expenditure data will be available in early 2019.

Per-Pupil Expenditure

To access User Guide and see more detailed information, please visit <http://msrc.mdek12.org>.
Last Updated: 09/20/2018.



School Report Card 2017 - 2018

For more detailed information, please visit <http://msrc.mdek12.org>.

"Virgil Jones, Jr. Elementary School" Noxubee County School District

Grade

D



455 DR. MARTIN LUTHER KING JR. DR. P.O. BOX 1005
Brooksville, MS 39739
Jennifer Slaughter-Williams
jslaughter@noxcnty.k12.ms.us

Identified for

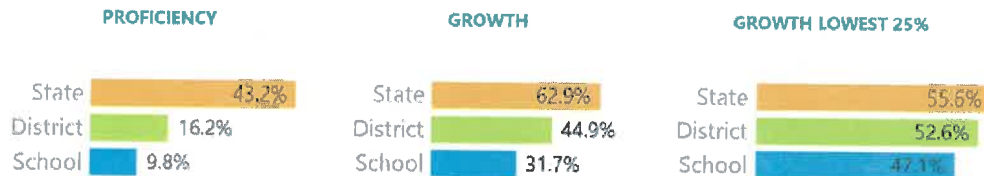
Additional Targeted Support & Improvement

SCHOOL ACCOUNTABILITY GRADE COMPONENTS

Mississippi's accountability system assigns "A" through "F" letter grades for schools and districts. Grades are based on student achievement, student growth, student participation in testing, and other academic measures.

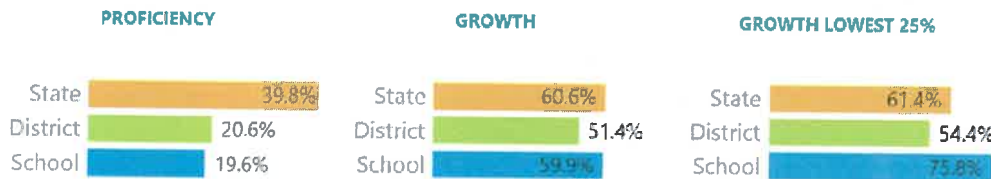
Math

Measurements of student performance on the statewide math assessment.



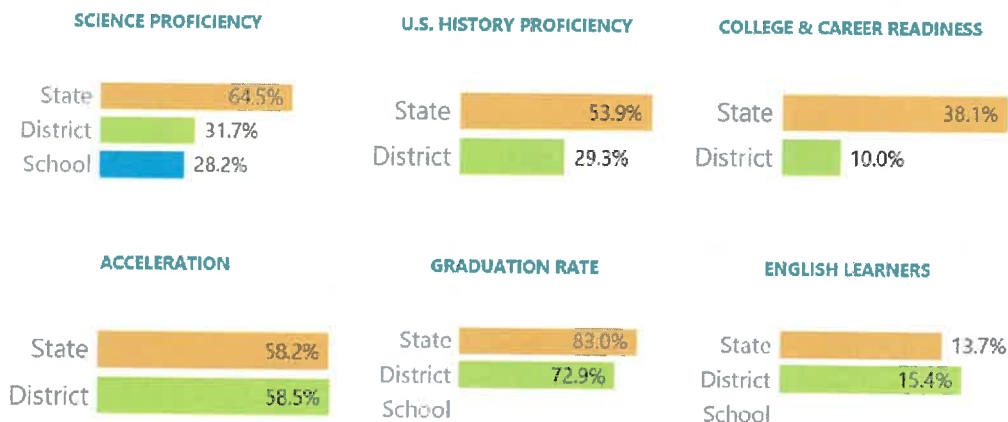
English

Measurements of student performance on the statewide English language arts (ELA) assessment.



Other Measures

Other measurements of student performance that factor into the accountability grade.



TEACHER DATA

16.4

Teachers



Experienced Teachers



Provisional Teachers




In-field Teachers

DETAILED ASSESSMENT AND OTHER DATA

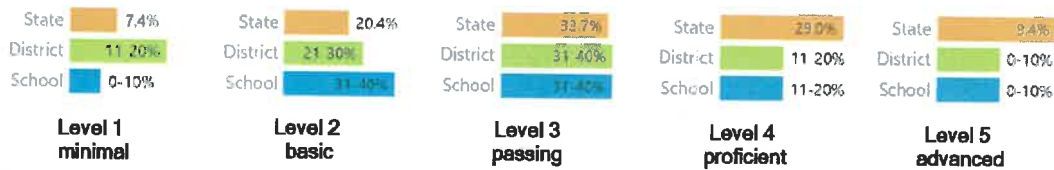
Student Performance

The following information shows each level of student performance on statewide assessments.

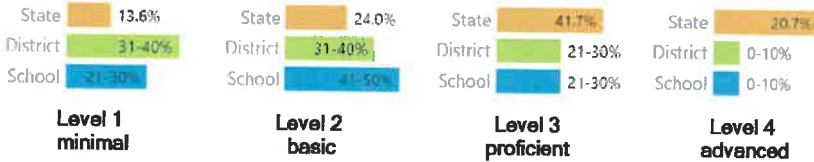
MATH



ENGLISH



SCIENCE



OTHER DATA



8.6%

Chronic Absenteeism



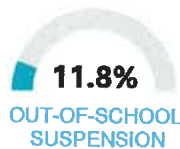
Per-pupil expenditure data will be available in early 2019.

Per-Pupil Expenditure

Assessment Participation



Discipline



47

INCIDENTS OF VIOLENCE

To access User Guide and see more detailed information, please visit <http://msrc.mdek12.org>.

Last Updated: 09/20/2018.



School Report Card 2017 - 2018

For more detailed information, please visit <http://msrc.mdek12.org>.

B F Liddell Elementary School Noxubee County School District

Grade

D



200 NORTH WAYNE STREET
Macon, MS 39341
Holli Jenkins
hjenkins@noxcnty.k12.ms.us

Identified for

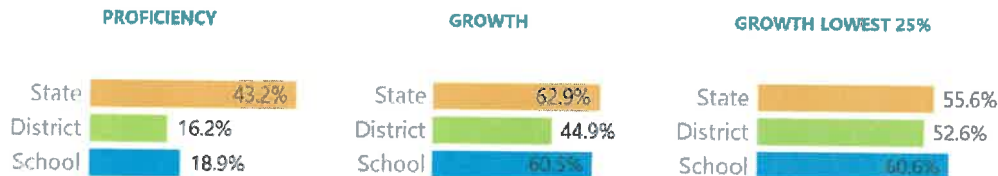
Additional Targeted Support & Improvement

SCHOOL ACCOUNTABILITY GRADE COMPONENTS

Mississippi's accountability system assigns "A" through "F" letter grades for schools and districts. Grades are based on student achievement, student growth, student participation in testing, and other academic measures.

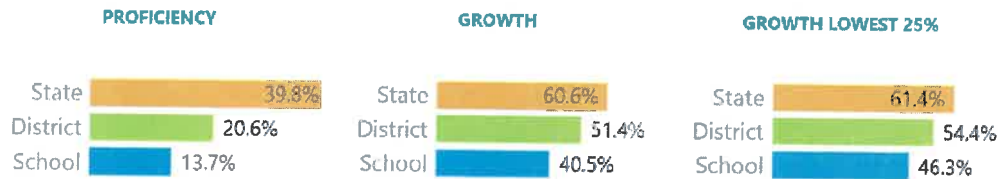
Math

Measurements of student performance on the statewide math assessment.



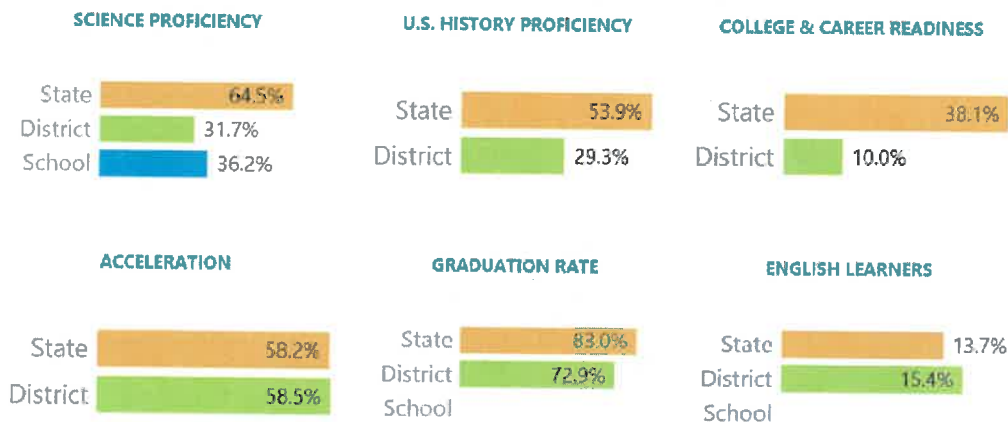
English

Measurements of student performance on the statewide English language arts (ELA) assessment.



Other Measures

Other measurements of student performance that factor into the accountability grade.



TEACHER DATA

9.9

Teachers



Experienced Teachers



Provisional Teachers




In-field Teachers

DETAILED ASSESSMENT AND OTHER DATA

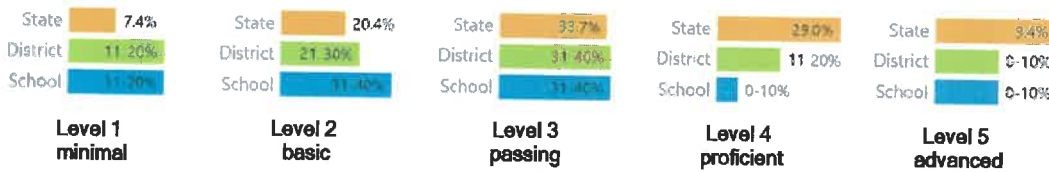
Student Performance

The following information shows each level of student performance on statewide assessments.

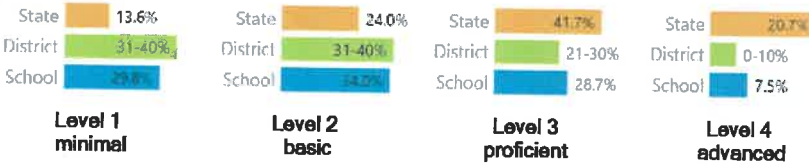
MATH



ENGLISH




SCIENCE



Assessment Participation



Discipline



OTHER DATA



<5%

Chronic Absenteeism



Per-pupil expenditure data will be available in early 2019.

Per-Pupil Expenditure

To access User Guide and see more detailed information, please visit <http://msrc.mdek12.org>.
Last Updated: 09/20/2018.



School Report Card 2017 - 2018

For more detailed information, please visit <http://msrc.mdek12.org>.

Earl Nash Elementary School Noxubee County School District

Grade

D



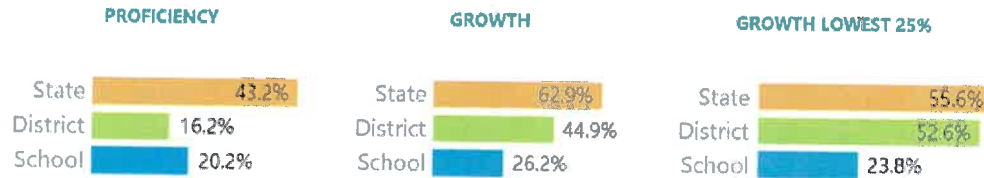
15865 Hwy 14 P O BOX 391
Macon, MS 39341
Richard Baliko
rbaliko@noxcnty.k12.ms.us

SCHOOL ACCOUNTABILITY GRADE COMPONENTS

Mississippi's accountability system assigns "A" through "F" letter grades for schools and districts. Grades are based on student achievement, student growth, student participation in testing, and other academic measures.

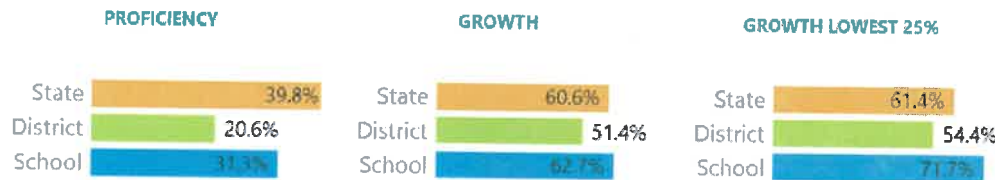
Math

Measurements of student performance on the statewide math assessment.



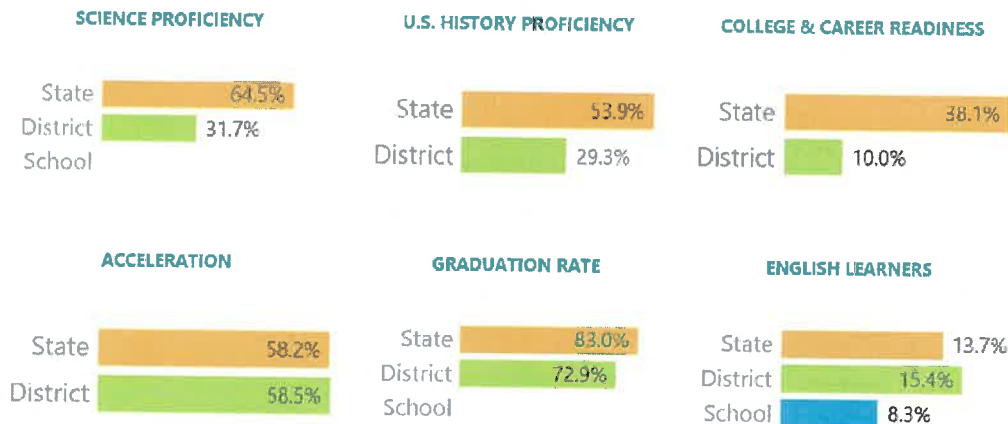
English

Measurements of student performance on the statewide English language arts (ELA) assessment.



Other Measures

Other measurements of student performance that factor into the accountability grade.



TEACHER DATA

22.8

Teachers



87.1%

Experienced Teachers

17.9%

Provisional Teachers

90.9%

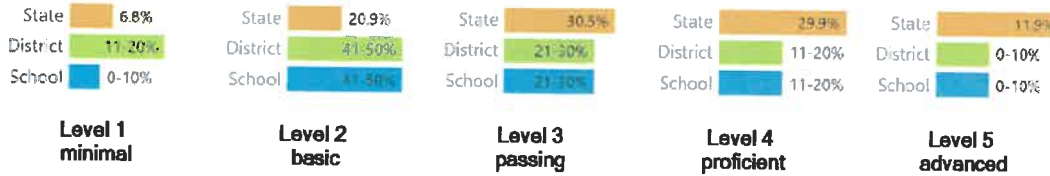
In-field Teachers

DETAILED ASSESSMENT AND OTHER DATA

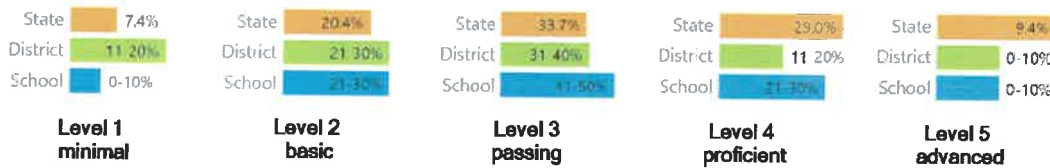
Student Performance

The following information shows each level of student performance on statewide assessments.

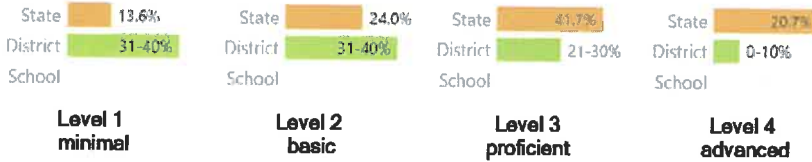
MATH



ENGLISH



SCIENCE



OTHER DATA



11.4%

Chronic Absenteeism




Per-pupil expenditure data will be available in early 2019.

Per-Pupil Expenditure

Assessment Participation



Discipline



31
INCIDENTS OF VIOLENCE

To access User Guide and see more detailed information, please visit <http://msrc.mdek12.org>.
Last Updated: 09/20/2018.

